HOW TO USE AND UNDERSTAND MATERIAL SAFETY DATA SHEETS

Material Safety Data Sheets (MSDS) are designed to help you understand how to work safely with chemicals in your work area. Although Material Safety Data Sheets may vary in appearance and length, most MSDS's will have approximately 8 to 10 sections which explain the proper ways to use, handle, and store chemicals in your work area. In addition, MSDS's provide information regarding the health hazards associated with the use of chemicals, the precautionary measures to follow, and the emergency procedures for spills, fire, and first aid.

The following blank MSDS sample will help you to become familiar with using MSDS's and the different sections found on most MSDS's. The MSDS can be a very important tool which can help you as an employee to understand the dangers associated with the chemicals in the work area and most importantly, the proper ways to protect yourself and other employees.

Be sure to read the MSDS for each chemical in your work area before attempting to work with a chemical you are unfamiliar with. Remember to always consult with your supervisor if you have specific questions concerning MSDS's or chemicals in your work area.

CHEMICAL IDENTIFICATION
(Refer to Back Page)

HAZARDOUS INGREDIENTS
(Refer to Back Page)

PHYSICAL DATA
(Refer to Back Page)

FIRE AND EXPLOSION DATA
(Refer to Back Page)



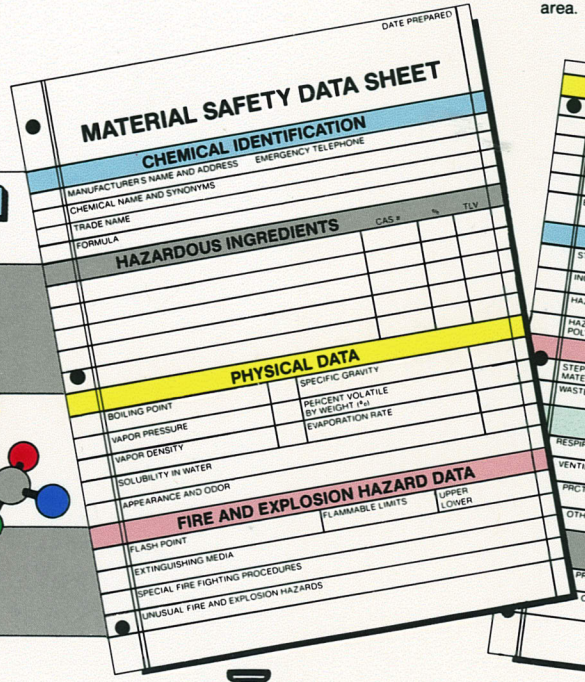

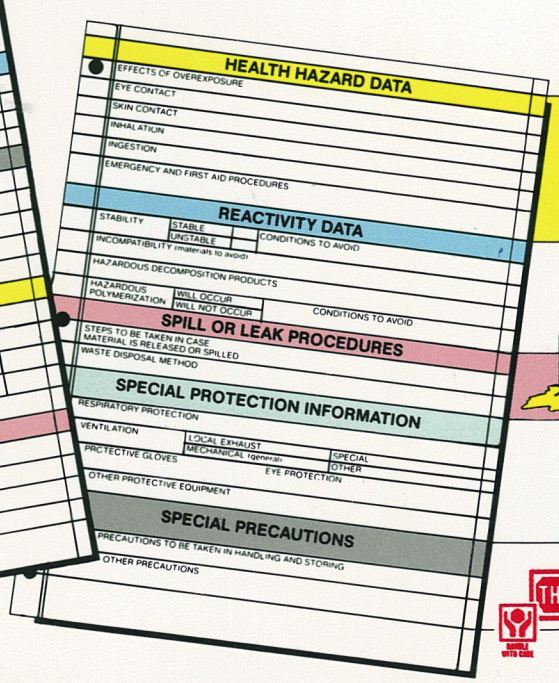

HEALTH HAZARD DATA
(Refer to Back Page)

REACTIVITY DATA
(Refer to Back Page)

SPILL OR LEAK PROCEDURES
(Refer to Back Page)

SPECIAL PROTECTION INFORMATION
(Refer to Back Page)

SPECIAL PRECAUTIONS
(Refer to Back Page)

HAZARD COMMUNICATION SPECIALISTS, INC.
Roanoke, Virginia 24015

©1988 - Hazard Communication Specialists